

# Biotinylated SARS-COV-2 Spike RBD Protein

Cat. No. COV-VM4BDB

## Description

<b>Source</b>	Recombinant Biotinylated SARS-COV-2 Spike RBD Protein is expressed from HEK293 with His tag and Avi tag at the C-Terminus. It contains Arg319-Asn532.
<b>Accession</b>	QHD43416.1
<b>Molecular Weight</b>	The protein has a predicted MW of 27 kDa. Due to glycosylation, the protein migrates to 36-40 kDa based on Tris-Bis PAGE result.
<b>Endotoxin</b>	Less than 1EU per µg by the LAL method.
<b>Purity</b>	> 95% as determined by Tris-Bis PAGE > 95% as determined by HPLC

## Formulation and Storage

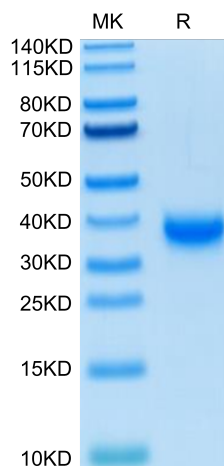
<b>Formulation</b>	Lyophilized from 0.22µm filtered solution in PBS (pH 7.4). Normally 8% trehalose is added as protectant before lyophilization.
<b>Reconstitution</b>	Centrifuge the tube before opening. Reconstituting to a concentration more than 100 µg/ml is recommended. Dissolve the lyophilized protein in distilled water.
<b>Storage</b>	-20 to -80°C for 12 months as supplied from date of receipt. -20 to -80°C for 3-6 months in unopened state after reconstitution. 2-8°C for 2-7 days after reconstitution. Recommend to aliquot the protein into smaller quantities for optimal storage. Please minimize freeze-thaw cycles.

## Background

The spike protein (S) of coronavirus (CoV) attaches the virus to its cellular receptor, angiotensin-converting enzyme 2 (ACE2). A defined receptor-binding domain (RBD) on S mediates this interaction. The S protein plays key parts in the induction of neutralizing-antibody and T-cell responses, as well as protective immunity.

## Assay Data

### Tris-Bis PAGE



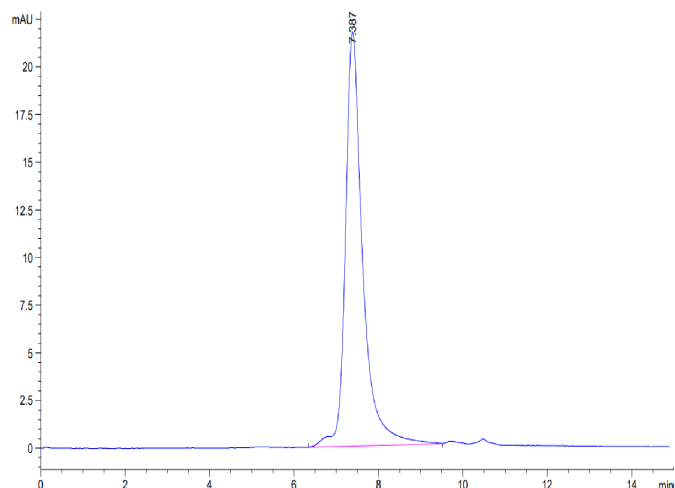
Biotinylated SARS-COV-2 Spike RBD on Tris-Bis PAGE under reduced condition. The purity is greater than 95%.

### SEC-HPLC

# Biotinylated SARS-COV-2 Spike RBD Protein

Cat. No. COV-VM4BDB

## Assay Data

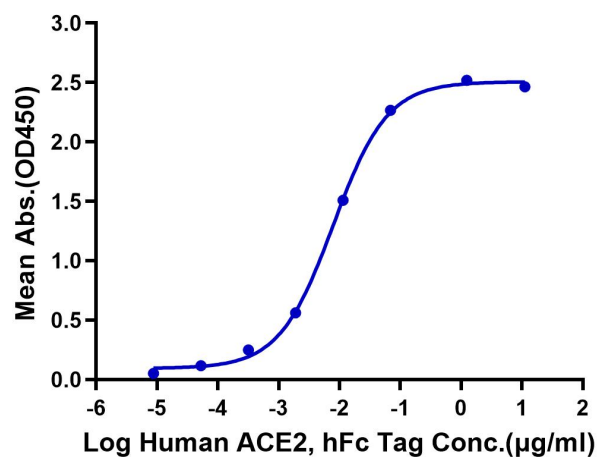


The purity of Biotinylated SARS-COV-2 Spike RBD is greater than 95% as determined by SEC-HPLC.

## ELISA Data

### Biotinylated SARS-COV-2 Spike RBD, His Tag ELISA

0.1  $\mu$ g Biotinylated SARS-COV-2 Spike RBD, His Tag Per Well



Immobilized Biotinylated SARS-COV-2 Spike RBD, His Tag at 1  $\mu$ g/ml (100  $\mu$ l/well) on the streptavidin precoated plate (5  $\mu$ g/ml). Dose response curve for Human ACE2, hFc Tag with the EC50 of 7.7ng/ml determined by ELISA.